









2022151 Growthpoint Seniors Super 6 Eden
WS 55

Main Draw

1	TSA650007	EDEN		[1] Christine VAN COLLER			
2				A1 BYE	[1] Christine VAN COLLER		
3	TSA660106	EDEN		Wendy CROWTHER		[1] Christine VAN COLLER	
4	TSA651092	EDEN		Mary Anne BEVISS- CHALLINOR	Wendy CROWTHER	6-2, 6-1	
5	TSA641032	LIM		[3/4] Allison HERNANDEZ-MALDO	6-4, 5-7, 7-6		[1] Christine VAN COLLER
6				A3 BYE	[3/4] Allison HERNANDEZ-MALDON	6-0, 6-4	
7	TSA671115	WP		Judy RADLOFF		Judy RADLOFF	
8	TSA661119	GC		Julie CHAMBERS	Judy RADLOFF	6-4, 6-0	
9	TSA650032	EDEN		Rida BESTER	6-4, 6-2		[1] Christine VAN COLLER
10	TSA641126	WP		karin du PLESSIS	Rida BESTER	6-0, 6-0	
11				BYE		Rida BESTER	
12	TSA670157	GC		[3/4] Anne DAVIES		7-5, 6-3	
13	TSA631104			Mary JOOSTE			Michelle WHITEHEAD
14	650006	WP		Michelle WHITEHEAD	Michelle WHITEHEAD	6-4, 6-0	
15				BYE			
16	TSA640102	GE		A8 [2] Sharon COETZEE		4-6, 6-1, 7-5	

Position 3-4

Judy RADLOFF	Rida BESTER
Rida BESTER	Walkover

Position 5-8

Wendy CROWTHER	Wendy CROWTHER	
[3/4] Allison HERNANDEZ-MALDON	Walkover	[3] Anne DAVIES
[3/4] Anne DAVIES	[3/4] Anne DAVIES	6-2, 3-6, 10-4
[2] Sharon COETZEE	1-6, 6-3, 10-5	

Position 7-8

BYE	
D1	[2] Sharon COETZEE
[2] Sharon COETZEE	

Position 9-16

BYE		
E1	Mary Anne BEVISS- CHALLINOR	
Mary Anne BEVISS- CHALLINOR		Mary Anne BEVISS- CHALLINOR
BYE		6-3, 6-0
E2	Julie CHAMBERS	
Julie CHAMBERS		Mary Anne BEVISS- CHALLINOR
karin du PLESSIS		6-1, 6-1
E3	karin du PLESSIS	
BYE		karin du PLESSIS
Mary JOOSTE		6-0, 6-1
E4	Mary JOOSTE	
BYE		

Position 11-12

Julie CHAMBERS

Mary JOOSTE

Julie CHAMBERS

6-0, 6-1

Position 13-16

BYE

G1

BYE

BYE

G3

BYE

G2

BYE

BYE

Position 15-16

BYE

H1

BYE