

2022 Wilsons Easterns Junior Open

U13 Boys

U13 Boys (Box 1)

	1.	2.	3.	4.
1. [1] BORSTLAP Dewan		15-4, 17-15, 15-5	15-7, 15-13, 15-8	15-1, 15-7, 15-0
2. [3] BADENHORST Johannes	4-15, 15-17, 5-15		15-5, 16-14, 15-13	15-3, 15-4, 15-5
3. [5] SWART Luan	7-15, 13-15, 8-15	5-15, 14-16, 13-15		15-5, 15-12, 15-12
4. [7] OLIVER Thomas	1-15, 7-15, 0-15	3-15, 4-15, 5-15	5-15, 12-15, 12-15	

Standings	Points	Wins	Losses	Games	Game Pts
1. [1] Dewan BORSTLAP	6	3	0	9 - 0 (100%)	137 - 60 (69.54%)
2. [3] Johannes BADENHORST	4	2	1	6 - 3 (66.67%)	115 - 91 (55.83%)
3. [5] Luan SWART	2	1	2	3 - 6 (33.33%)	105 - 120 (46.67%)
4. [7] Thomas OLIVER	0	0	3	0 - 9 (0%)	49 - 135 (26.63%)

U13 Boys (Box 2)

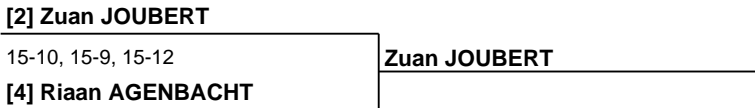
	1.	2.	3.	4.	5.
1. [2] JOUBERT Zuan		15-8, 12-15, 6-15 8-15	15-7, 15-11, 15-7	15-13, 15-8, 15-9	15-1, 15-2, 15-2
2. [4] AGENBACHT Riaan	8-15, 15-12, 15-6 15-8		15-7, 15-11, 15-11	15-6, 15-8, 15-6	15-1, 15-6, 15-5
3. [6] OLIVER Benjamin	7-15, 11-15, 7-15	7-15, 11-15, 11-15		15-10, 15-11, 15-13	15-2, 15-1, 15-6
4. [8] CHARSELEY Andrew	13-15, 8-15, 9-15	6-15, 8-15, 6-15	10-15, 11-15, 13-15		15-8, 15-5, 15-2
5. [9] ENGELBRECHT Mitchell	1-15, 2-15, 2-15	1-15, 6-15, 5-15	2-15, 1-15, 6-15	8-15, 5-15, 2-15	

Standings	Points	Wins	Losses	Games	Game Pts
1. [4] Riaan AGENBACHT	8	4	0	12 - 1 (92.31%)	188 - 102 (64.83%)
2. [2] Zuan JOUBERT	6	3	1	10 - 3 (76.92%)	176 - 113 (60.9%)
3. [6] Benjamin OLIVER	4	2	2	6 - 6 (50%)	144 - 133 (51.99%)
4. [8] Andrew CHARSELEY	2	1	3	3 - 9 (25%)	129 - 150 (46.24%)
5. [9] Mitchell ENGELBRECHT	0	0	4	0 - 12 (0%)	41 - 180 (18.55%)

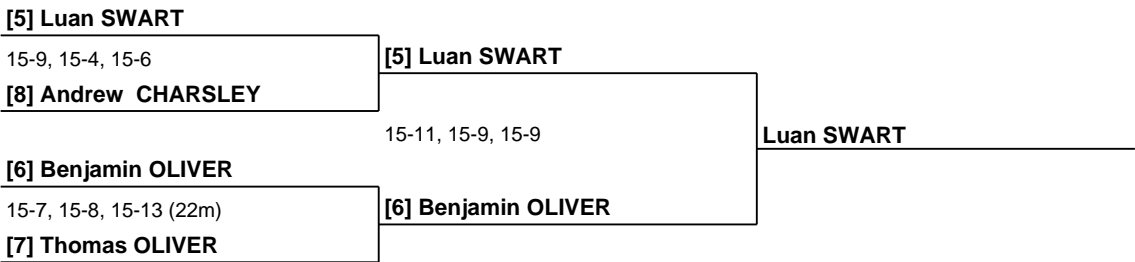
1/2 Playoff



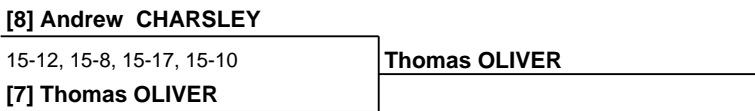
3/4 Playoff



5/6 Playoff



7/8 Playoff



9/10 Playoff



11/12 Playoff

BYE

F1

BYE