







2024029 ITF MASTERS SA NATIONALS
WD 30

Box 1

				1.	2.	3.	4.
TSA931254	EP		1. Nicole SCHROEDER Dorithy CLOETE		6-0, 6-0	6-2, 6-1	4-6, 6-4, 11-9
TSA881250	Wine		2. Nelly MBANJWA Siggi FITCHET	0-6, 0-6		2-6, 1-6	1-6, 0-6
TSA821173	GN		3. Santa-Marie VENTER Brenda FAASEN	2-6, 1-6	6-2, 6-1		4-6, 2-6
TSA810059	EP		4. Marlese WILKE Victoria GOODALL	6-4, 4-6, 9-11	6-1, 6-0	6-4, 6-2	

Standings	Points	Wins	Losses	Sets	Games
1. CLOETE / SCHROEDER	6	3	0	6 - 1 (85.71%)	45 - 22 (67.16%)
2. GOODALL / WILKE	4	2	1	5 - 2 (71.43%)	43 - 28 (60.56%)
3. FAASEN / VENTER	2	1	2	2 - 4 (33.33%)	21 - 27 (43.75%)
4. FITCHET / MBANJWA	0	0	3	0 - 6 (0%)	4 - 36 (10%)

Box 2

				1.	2.	3.	4.
TSA871243	Wine		1. Esmare MORKEL Sarah CUBITT		6-4, 4-6, 4-6	3-6, 6-4, 6-3	6-7, 6-4, 6-10
TSA851131	GC		2. Carmen SPENCE Philippa FRANCIS	4-6, 6-4, 6-4		7-5, 7-5	5-7, 6-4, 3-6
TSA902234	GC		3. Samantha WHITE Ursula DE KOK	6-3, 4-6, 3-6	5-7, 5-7		1-6, 2-6
TSA801046	GC		4. Danielle MOFFAT Anthea HURLY	7-6, 4-6, 10-6	7-5, 4-6, 6-3	6-1, 6-2	

Standings	Points	Wins	Losses	Sets	Games
1. HURLY / MOFFAT	6	3	0	6 - 2 (75%)	50 - 35 (58.82%)
2. FRANCIS / SPENCE	4	2	1	5 - 3 (62.5%)	44 - 41 (51.76%)
3. CUBITT / MORKEL	2	1	2	4 - 5 (44.44%)	47 - 50 (48.45%)
4. DE KOK / WHITE	0	0	3	1 - 6 (14.29%)	26 - 41 (38.81%)

1/2 Playoff

CLOETE / SCHROEDER	HURLY / MOFFAT
HURLY / MOFFAT	4-6, 6-4, 10-6

3/4 Playoff

GOODALL / WILKE	GOODALL / WILKE
FRANCIS / SPENCE	6-3, 6-2

5/6 Playoff

FAASEN / VENTER	CUBITT / MORKEL
CUBITT / MORKEL	6-4, 6-2

7/8 Playoff

FITCHET / MBANJWA	FITCHET / MBANJWA
DE KOK / WHITE	Walkover